

GARGOIL®

TECHNICAL BULLETIN

PROTECTS ALL CROPS FROM DISEASE AND PEST DAMAGE



Gargoil® Insect, Mite and Disease Control offers fast and effective broad-spectrum control of fungal diseases and soft-body insects in agricultural crops and ornamentals. **Gargoil®** targets pests such as leafhopper nymphs and crawlers, mites, aphids, thrips, whiteflies, psyllids and other soft-body insects, and can help control immature forms of larger insects such as worms and scale crawlers.

Gargoil® also demonstrates excellent control against diseases including powdery mildew and gray mold. **Gargoil®** is approved for use on all crops, including fruits and vegetables, fruit trees, vines, nut trees, field and row crops, ornamental trees, shrubs and flowers, containerized plants, and turf.

PRODUCT BENEFITS

- Can be used in combination or in rotation with other fungicides and insecticides. Excellent tank mix partner with softer insecticides, such as wettable sulfur and light summer oils.
- OMRI and WSDA listed for organic production.
- Plant based product safe for pollinators and beneficial insects.
- Zero day PHI so it can safely be applied up to day of harvest.

APPLICATION TIMINGS & RATES

- The optimum pest pressure to start applications is 0 to 5%.
- Repeat application timing should be 7 to 14 days, and determined by field scouting reports of pest pressure.
- Spray-to-wet only. Good coverage is essential.
- **Gargoil®** can be applied using ground or aerial equipment.

For Insect and Disease Control:

Apply 0.5% to 1% of **Gargoil®** per acre.

APPLICATION INSTRUCTIONS

- Always perform a compatibility standard jar test when mixing **Gargoil®** with new products.
- Can be applied using standard field sprayers and backpack or other hand-held spray equipment.
- Shake container thoroughly before adding **Gargoil®** to the spray tank.
- Maintain agitation while mixing and during application for best results.
- Apply spray mix early morning or late afternoon to help prevent any phytotoxicity.
- Do not apply when the temperature is >90°F.
- Always be sure to clean tank, pump and lines thoroughly after use.

Buffering Instructions

Spray tank pH must be adjusted to 5.5 to 6.0 before adding **Gargoil®** to the spray tank. Recommended buffering agent is BioLink® Acidifier, among other acidifying agents. Do not buffer with propionic acid or similar products that affect biologically active products.

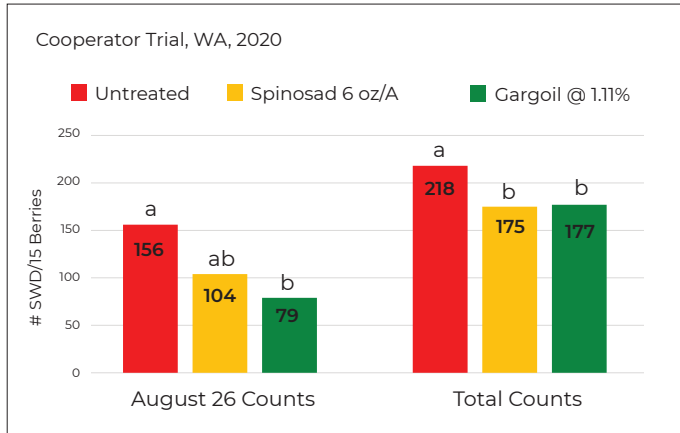
Spray Adjuvants

Good coverage is important to maximize the effectiveness of **Gargoil®**. Silicone-based or non-ionic surfactants are recommended to enhance product coverage.

PRECAUTIONS: **Gargoil®** may repel bees. Do not apply **Gargoil®** if rain is forecasted or overhead watering occurs within 12 hours.

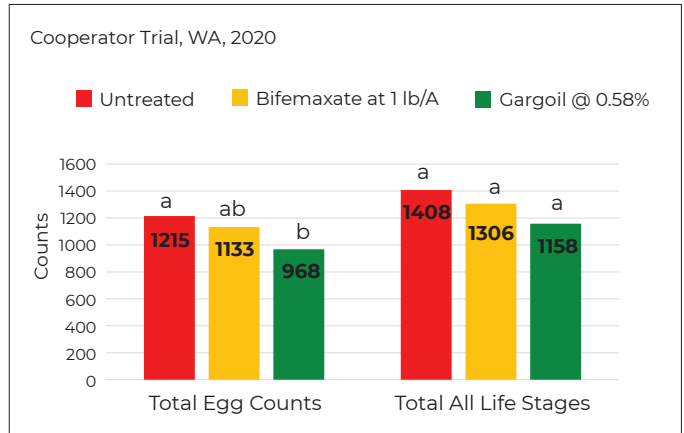
EFFICACY DATA

Gargoil® for the Control of Spotted Wing Drosophila on Raspberry



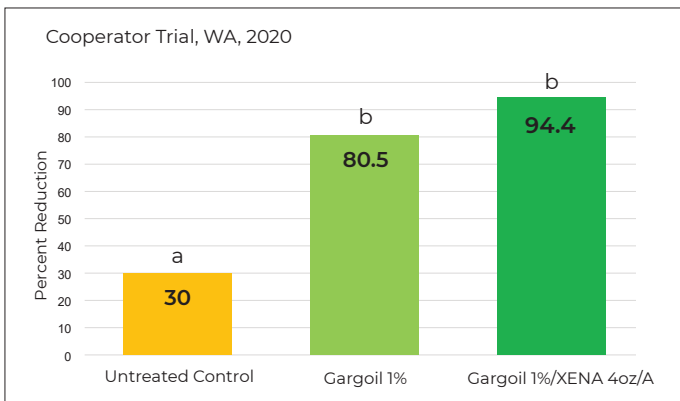
- Applied weekly 7/15 - 8/19 and evaluated weekly 7/15 - 8/26
- Grower's Standard was Spinosad

Gargoil® for the Control of Two-Spotted Spider Mite on Red Raspberry - Combined Life Stages



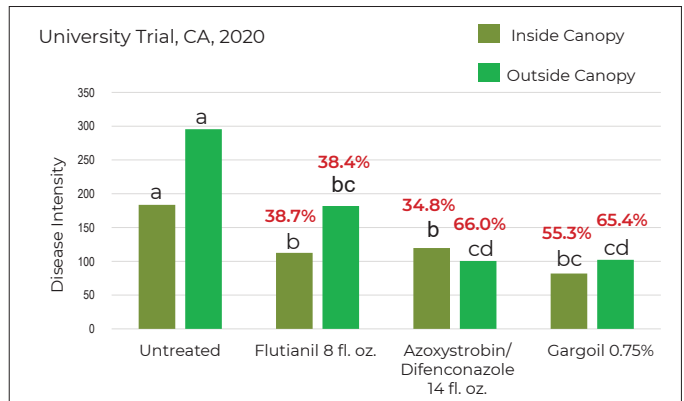
- One (1) application was made on 7/27/2020
- Application made after harvest to avoid residue issues; very high populations at time 0

Gargoil® for the Control of Pear Rust Mites on Bartlett Pear



- Application on 9/10 in organic Bartlett plot
- Ten leaves per replicate, four replicates per treatment
- Counts made before application and 48 hour after application with mite brush

Gargoil® for the Control of Powdery Mildew on Bing Cherries



- Applications made on 3/10 (PF), 4/1 (2 wks after PF), and 4/21 (5 wks after PF)
- Disease intensity is a combination product of incidence and severity
- All treatments except Gargoil were with DyneAmic at 6 fl. oz. per 100 gallons
- Red values above the graph bars are percent control
- Statistically significant to 95% confidence level